




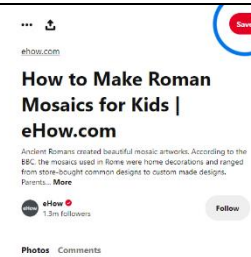
## Roman Mosaics

The mosaics decorated the floors of Roman villas or other buildings. How large and impressive a mosaic was, told people about how rich or powerful the owner was. It took many thousands of tiny pieces to make a mosaic. The pictures were sometimes of scenes from life in Roman times and sometimes pictures of Gods. The Greeks were the first to make mosaics. They started by using pebbles and then also began to use cut stone with the pebbles. The Romans copied their method but just used cut stone.

Key vocabulary	Definition
Mosaic	Pictures and patterns made from tiny pieces of coloured stone.
Tesserae	Tiny stones or tiles used to make a mosaic.
Mortar	A type of cement used to stick their tesserae to the floor.
Motif	A decorative image or design especially a repeated one forming a pattern.
Pattern	A repeated decorative design.
Geometric designs	A pattern made from rectangles, squares and circles.
Border	A strip forming the outer edge of something.
Hardie	A tool like a chisel, used to cut stones for mosaics



### Support resources



### Internet resources and places to visit

This site has a gallery of Roman mosaic images  
[http://www.bbc.co.uk/history/ancient/romans/mosaics\\_gallery.shtml](http://www.bbc.co.uk/history/ancient/romans/mosaics_gallery.shtml)

This site has some great images with interesting associated facts and a link to an interactive mosaic

<http://gwydir.demon.co.uk/jo/mosaic/info.htm#some>

This site has some great images with interesting associated facts  
<http://primaryfacts.com/3577/roman-mosaics-facts-and-information>

Verulamium Museum – St Albans

<https://study.com/academy/lesson/roman-mosaics-history-facts-examples.html>

