
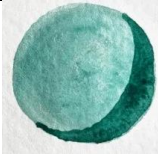
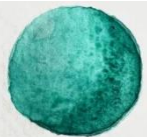



Year 4 Painting – Watercolour



Watercolors make it easy to create eye-catching subjects because the medium blends so well! Using a contouring technique to blend different tones of the same color in a piece grants you the ability to make something look real.

 <p>Choose one colour, then use a light shade of it to paint a circle.</p>	<p>Pretend that there's a light source near the left side of the circle. Effectively, a shadow will appear on the right side of the sphere. To start making that shadow, load your brush with more of the same shade. Paint that shade so it "hugs" the circle in a half-moon shape.</p> 	<p>You can see that there's a definite division between the medium shade and the light shade above. To get rid of that difference, use a clean, wet brush to apply water to the division between the light and medium watercolour shades. As you move your brush in a half-circle motion, the division will fade!</p> 	 <p>Now it's time to add the dark shade to the bottom of your circle/sphere. Hug the dark shade around the bottom as pictured. Tease out the dark shade just as you did the medium shade, and voilà!</p>
---	---	---	---

Important Facts and Key vocabulary	
Watercolour	A method of painting using a combination of coloured paints and water.
Brushes	When using watercolours you will need a variety of brushes. You will need smaller brushes that will hold less water for more detailed work in the foreground and larger brushes to hold more water for the background.
Thick Paper	You will need thicker paper so that it doesn't absorb the pigment straight from your brush. Thicker paper allows the paint to dry on top of your paper.
Water and cloth	The last watercolour supply you'll need is clean water to hydrate pigments and clean off your paintbrush. You'll also need a cloth for blotting your brush.
Mixing paints	In watercolour you can mix colours easily! You will need a palette to mix your brand new colours.



Technique:
The artist dips a wet brush into the paint and applies it to the paper. The amount of water on the brush determines the lightness or darkness of the colour. If more water is used, the colour will be lighter. If less water is used the colour will be darker. Water colour dries very quickly. An artist's brushstroke need to be quick!

Always clean your brush when using a different colour!

Use a paper towel get the excess water off the brush