

































Year 1 Distance Learning – wb: 15.06.20 (For more detailed information on activities, please see plans below the timetable.)

<b>Monday</b>	English 	Brain Break / Gross Motor Skills	Phonics <b>ABC</b>	<b>Playtime</b> 	Maths 	<b>Lunchtime</b> 	Handwriting/ Fine Motor Skills	Outside play  Story time	Reading 
<b>Tuesday</b>	English 	Brain Break / Gross Motor Skills	Phonics <b>ABC</b>		Maths 	<b>Lunchtime</b> 	Handwriting/ Fine Motor Skills	RE 	Reading 
<b>Wednesday</b>	English 	Brain Break / Gross Motor Skills	Phonics <b>ABC</b>		Maths 	<b>Lunchtime</b> 	Handwriting/ Fine Motor Skills	<b>Art/ computing</b> 	Reading 
<b>Thursday</b>	English 	Brain Break / Gross Motor Skills	Phonics <b>ABC</b>		Maths 	<b>Lunchtime</b> 	Handwriting/ Fine Motor Skills	<b>Art</b> 	Reading 
<b>Friday</b>	English 	Brain Break / Gross Motor Skills	Phonics <b>ABC</b>		Maths 	<b>Lunchtime</b> 	Handwriting/ Fine Motor Skills	<b>Science</b> 	Reading 

**English** (up to 1 hour – if an hour in one go is too long, split into smaller sessions with a break in between.)

A lot of children find it hard to think of what to write for an extended piece of writing. The best way to approach this is to rehearse each sentence they want to write a few times verbally before attempting to write it down. If they are really struggling, try writing a few key words down for them to copy. Take one sentence at a time and refer regularly to their story map. Encourage a good posture whilst writing and remove distractions. If it's going really badly, leave it and come back at another time. Just try your best!

This week we are looking at the children's favourite 'Rainbow Fish'.

**Monday** - Before you read the story, what do you think it's going to be about? Tell a parent or sibling.

Watch the video on our webpage. Can you re-tell the story? What were the main points?

**Tuesday** – Can you remember the story? Try re-telling it to your parent (or watch the video again if you've forgotten), then draw a story map showing the main points of the story. When you have finished, look at your story map and check it tells the story correctly.

Your story map should be simple pictures of the main events with arrows pointing to the next picture. Can you add a few descriptive words for each picture?

**Wednesday** – Start to re-tell the story in your own words. Write at least a sentence for each picture in your story map.

**Thursday** – Continue writing your story. Have you added any adjectives for description? Try starting your sentences in different ways.

**Friday** – Re-read your story. Check you have added capital letters and full stops. Ask an adult to help you spot the ones you've missed.

**Extension** – Act out your story using your toys or maybe pictures you have drawn.

### Brain Break / Gross Motor Skills (15 mins)

These are some ideas of movement breaks. Please feel free to create your own. Please encourage children to stretch, balance and move during this time.

<https://www.bbc.co.uk/programmes/p06tmmvz> Andy's Wild Workouts

<https://www.youtube.com/user/KidzBopKids> Dance along to your favourite song.

<https://www.youtube.com/user/CosmicKidsYoga> Try some yoga.

Play on the trampoline, create an obstacle course, skip, hoola, throwing and catching, football, dancing, yoga.

### Phonics (up to 20 mins)

There are daily phonics sessions on the Ruth Miskin RWI YouTube page. Set 2 is at 10am and Set 3 at 10:30am <http://tiny.cc/9jl9mz>

Each day read all the sounds (see list below)

**Monday** – learn/revise the new sounds and practise writing/spelling words with that sound.

ur ‘nurse with a purse’ ow ‘brown cow’

<https://www.bbc.co.uk/bitesize/topics/zvq9bdm/articles/zjv4vk7> ur

[https://www.spellzone.com/word\\_lists/list-259.htm](https://www.spellzone.com/word_lists/list-259.htm)

<https://www.bbc.co.uk/bitesize/topics/zvq9bdm/articles/z64i47h> ow

[https://www.spellzone.com/word\\_lists/list-310.htm](https://www.spellzone.com/word_lists/list-310.htm)

**Tuesday** – Have a go at reading the red words. Do the reading comprehension.

**Wednesday** – Look at the grammar sheet. Can you spot the mistakes and correct them? (make sure this is printed otherwise Word shows the mistakes!) Have a go at the ‘ow’ word search.

**Thursday** – Try the reading comprehension.

**Friday** – Have a go at some of the work sheets to practise the sounds

**ea** *as in* tea, **oi** *as in* spoil, **a-e** *as in* cake,

**i-e** *as in* smile, **o-e** *as in* home, **u-e** *as in* huge,

**aw** *as in* yawn, **are** *as in* care, **ur** *as in* nurse,

**er** *as in* letter, **ow** *as in* cow, **ai** *as in* rain,

**oa** *as in* boat, **ew** *as in* chew, **ire** *as in* fire,

**ear** *as in* hear, **ure** *as in* pure

**ue** *as in* rescue, **ie** *as in* tie,

**au** *as in* astronaut, **e-e** *as in* complete,

**kn** *as in* knock, **ck** *as in* clock,  
**wh** *as in* whisk, **ph** *as in* photo

### Maths

Please work your way through the PowerPoint – see separate link on the website. Encourage your child to orally answer the questions in full sentences as modelled on the slide.

*Please don't feel like you have to take a photo of every page of the PowerPoint to put on Showbie. A general comment about how they got on is fine.*

### Handwriting

#### **Handwriting (10 mins)**

<https://www.oxfordowl.co.uk/for-home/oxford-owl-videos/handwriting-videos--1/> Try some of the warm up activities first.

Can you remember how to write all the capital letters? Can you think of any words that always use capitals?

### Fine motor skills

- Play dough
- Lego
- Thread pasta on a string
- Pick up small items with a peg or tweezers
- Pop bubble wrap
- Use scissors (Twinkl have lots of sheets or you could draw a wiggly line on a piece of paper for them to cut. Cutting up old magazines to make a collage is another good activity).
- Peg pegs on a line or round a paper plate

### PE/Games

It's summer – go out and enjoy the sunshine in your garden!

### Art

Computing / Art Use <https://www.purplemash.com/sch/binfield> to create an underwater scene using a paint program.

Create your own Rainbow fish using as many different colours and shiny materials as you want! You may wish to create a collage or a picture.

### **Science**

Make a bubble map of animals that you would find in Africa. How could you group them? Watch the videos <https://www.bbc.co.uk/bitesize/topics/z6882hv>

Do the sorting animals worksheet.

Which group would the Rainbow Fish be in?

### **RE**

Please look through the PowerPoint on the website.

### **Reading**

Try and read for 15-20 minutes per day. Remember there are lots of free ebooks online from Oxford Owl if you don't have anything at home.

<http://tiny.cc/cp35lz> As a rough guide, your child should be able to read with around 90% fluency to gauge which level is right for them. This means being able to read 90% of words without sounding out and 10% of words with sounding out. Speed and intonation are also important. If your child is reading slower than you feel is their ability, try reading along with them and pausing by tricky words to help sound out.

Binfield library also offer an ebook service for members. <https://www.bracknell-forest.gov.uk/libraries/e-books-and-e-audio>

You can also log on to the RB digital ebook site with your library membership card if you belong to Bracknell or Wokingham library <https://wokingham.rbdigitalglobal.com/>

### **Story time**

<https://www.bbc.co.uk/iplayer/episodes/b00wg01c/tinga-tinga-tales> Watch some Tinga Tinga tales

<https://www.binfieldschool.co.uk/stories-1/> Listen to Mrs Bagshaw reading a story.

<https://www.bbc.co.uk/iplayer/episodes/b00jdlm2/cbeebies-bedtime-stories>

### **Want a little more?**

BBC Bitesize <https://www.bbc.co.uk/bitesize/levels/z3g4d2p>

Oxford Owl <https://home.oxfordowl.co.uk/help-child-learn-age-5-6/>

Top Marks Maths <https://www.topmarks.co.uk/maths-games/5-7-years/counting>

Twinkl <https://www.twinkl.co.uk/home-learning-hub>

Purple Mash

Oak Academy <https://www.thenational.academy/online-classroom/year-1>