



Reception distance learning – wb 18.5.2020

For more detailed information on activities, please see plans below the timetable!

Monday	PE	Read Write Inc	Reading	Playtime!	Writing	Maths	Lunchtime!	Handwriting/ Fine motor skills	Personal, Social and emotional development	Story time
Tuesday	PE	Read Write Inc	Reading		Writing	Maths		Handwriting/ Fine motor skills	Expressive arts and design (music)	Mindfulness
Wednesday	PE	Read Write Inc	Reading		Writing	Maths		Handwriting/ Fine motor skills	Understandi ng the world (Geography)	Communicati on and language
Thursday	PE	Read Write Inc	Reading		Writing	Maths		Handwriting/ Fine motor skills	Expressive arts and design (Art/DT)	
Friday	PE	Read Write Inc	Reading		Writing	Maths		Handwriting/ Fine motor skills	Mindfulness	Story time

Read Write Inc.

Continue from the RWI learning last week. Use the simple speed sounds chart below to check recall of the set 1 and set 2 sounds. If children do not remember one of the sounds, spend a day or two this week relearning that sound. The first two lines contain set one sounds, which you can practice via the downloadable worksheets here (<https://home.oxfordowl.co.uk/reading/reading-schemes-oxford-levels/read-write-inc-phonics-guide/>). The bottom two lines contain set two sounds, which can be practiced via the videos on the class page.

If you are sure that these sounds are completely embedded, and children are able to use these sounds in their spelling as well as read them in longer words, then you can start working through the set 3 sound videos on the class page. Please be very wary of teaching these too soon, as they are expected to be taught around the first term of y1.

Consonants: stretchy

f	l	m	n	r	s	v	z	sh	th	ng
										nk

Consonants: bouncy

b	c	d	g	h	j	p	qu	t	w	x	y	ch
	k											

Vowels: bouncy

Vowels: stretchy

a	e	i	o	u	ay	ee	igh	ow
---	---	---	---	---	----	----	-----	----

Vowels: stretchy

oo	oo	ar	or	air	ir	ou	oy
----	----	----	----	-----	----	----	----

Reading

Monday – Go to oxford owl and look at the book ‘The Ox and the Yak’ https://www.oxfordowl.co.uk/api/digital_books/1419.html complete the comprehension questions at the back of the ebook when you have finished the story!

Tuesday – Read the story ‘What the Ladybird Heard’ with an adult to support you <https://www.slideshare.net/coyb1971/what-the-ladybird-heard> Play ‘jump in’. This is where you ‘jump in’ with the words that you can read. If your adult pauses ‘jump in’ with the word!

Wednesday – Complete the rhyming sheet listed in the resource section!

Thursday – Complete the animal sound match up activity listed in the resource section!

Friday – Follow the instructions and draw the route activity listed in the resource section!

Writing

Monday – Watch <https://www.bbc.co.uk/iplayer/episode/b08rtw75/down-on-the-farm-series-3-5-potatoes-and-buffalo> What animals do you see on a farm? Write sentences about some of the animals you may see on a farm. You may want to write about a time when you visited a farm!

Tuesday – Find the missing words activity on ‘What the Ladybird Heard’ listed in the resource section

Wednesday – Look at the picture below. Write 3 sentences describing what you can see!



Thursday – Complete the farm activity on Purple Mash. Create your own farm picture and add some labels by selecting the letters! Remember to use your Fred Fingers!

Friday – If you could raise an animal on the farm, what would it be and why? There is a template you can use in the resource section!

Spelling

they be he me she

Fine Motor/Handwriting

Monday – <https://www.youtube.com/watch?v=79H6ij5Kqvo> watch the video and practise the letters using your finger to trace!

Tuesday – <https://www.youtube.com/watch?v=79H6ij5Kqvo> watch the video again to remind yourself of the cursive letter formation. Then use a piece of paper or a whiteboard and pen to form the letters!

Wednesday – <https://www.youtube.com/watch?v=b3pAQia5iJA> watch the video and practise the letters using your fingers to trace!

Thursday – <https://www.youtube.com/watch?v=b3pAQia5iJA> watch the video again to remind yourself of the cursive letter formation. Then use a piece of paper or a whiteboard and pen to form the letters!

Friday – Complete the cursive writing sheets in the resources section

Maths

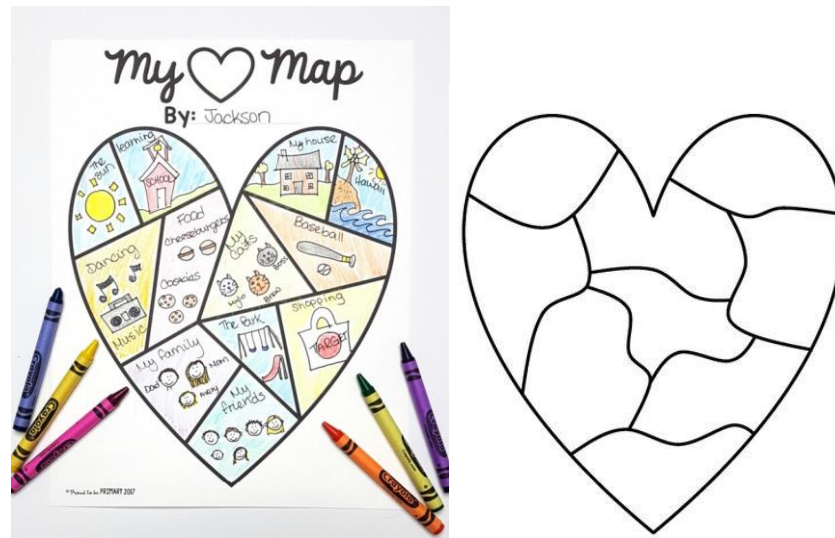
Monday	Tuesday	Wednesday	Thursday	Friday
<p>Counting in 2s This week we are going to be counting in groups of numbers.</p> <p>As a starter, what can you think of that comes in 2s? Shoes, socks, gloves.... Can you think of any more?</p> <p>Wath Mrs Bowles' video of counting in twos. Have a go yourself!</p> <p>Find some objects, lay them out in groups of 2s and count how many you have. Today, start at 0 every time!</p>	<p>Watch the video of Mr Johnson showing you how to use a numberline to help you count in 2s.</p> <p>After watching the video, make your own numberline and practice counting up and down in 2s between 0 and 20.</p> <p>Extra challenge – Watch the Video of Mrs Bowles using a hundred square to count in twos. Print your own and see how high you can count!</p>	<p>Spot the mistake!</p> <p>0 2 4 6 7 9 11</p> <p>0 1 4 6 8 10</p> <p>10 8 6 4 3 2 1 0</p> <p>10 9 8 6 4 2 0</p> <p>You could use a numberline, count out objects or draw pictures to prove your answers.</p>	<p>Remember the money that we used at school to pay for fruit? Different coins are worth different numbers.</p> <p>These coins are worth 2p. Use your counting in 2s knowledge to complete the worksheet in the resources section.</p>	<p>Complete the following sentences.</p> <p>2 more than 4 is</p> <p>2 more than 0 is</p> <p>2 more than 8 is</p> <p>2 less than 10 is</p> <p>2 less than 6 is</p> <p>4 is 2 more than</p> <p>6 is 2 less than</p> <p>You could use a numberline, count out objects or draw pictures to prove your answers.</p>

PE

Watch <https://www.youtube.com/watch?v=5XCQfYsFa3Q> join in with the animal yoga moves! Remember you can do the Joe Wick's workout every morning at 9am!

Personal, Social and Emotional

Create a heart map! What do you love most? Think of the things you love and put them in your heart map. You can draw pictures and write some words to explain what's in your heart!



Expressive Arts and Design

Create your own farm animal picture using your handprints! See the picture below to give you some ideas!



Communication and Language

Can you make up a song which includes lots of examples of animal sounds? Get some ideas by watching this performance of a song by the author and her husband:

https://www.youtube.com/watch?v=7NbyiDpY6Ww&list=RD7NbyiDpY6Ww&start_radio=1&t=69&t=70

Understanding the world

Play Andy's Animal Teams game here: <https://www.bbc.co.uk/games/embed/cbeebies-ivor-andys-safari?exitGameUrl=https%3A%2F%2Fwww.bbc.co.uk%2Fcbeebies%2Fgames%2Fandys-animal-teams-game> We'd love to hear any animal facts you have learned about on Showbie!

Resources

Reading - Wednesday

What the ladybird heard



Find the rhyming words! Match!

hen

hog

dog

cow

van

pen

how

slept

night

plan

shed

ahead

crept

right

What the ladybird heard



Which sounds do these animals make? Match!

cow

hen

goose

duck

horse

hog

sheep

dog

cat

Cluck!

Quack!

Moo!

Neigh!

Hiss!

Miaow!

Woof!

Oink!

Baa!

Reading – Friday

What the ladybird heard

Follow the instructions and draw the locations and the route of the thieves!


Open the gate at dead of night.

Pass the horse and then turn right.

Round the duck pond, past the hog
(be careful not to wake the dog).

Left past the sheep, then straight ahead

and in through the door of the prize cow's shed.



Find the missing words!

Meet the animals who live on the farm.

Once upon a farm lived a fat ____ ,

A duck in a ____ and a goose in a pen,

A _____ sheep, a hairy _____,

A handsome _____ and a _____ dog,

A cat that miaowed and a ____ that purred,

A fine _____ cow

and a ladybird.



red hog


woolly horse cat

dainty hen


pond prize



Up we go...around the apple
and down the leaf ... and off we
go



Up we go... down the laces to
the heel then around the toe ...
and off we go




Up we go... curl around the
caterpillar

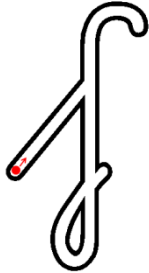


Up we go... around the
dinosaur's bottom, up his tall
neck and down to his toes ...
and off we go

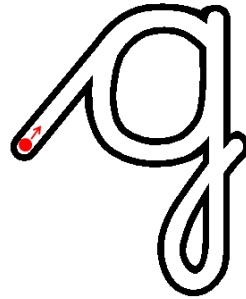




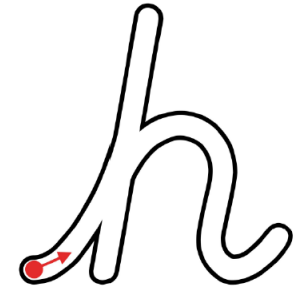
Up we go... lift off the top and scoop out the egg




Up we go... down the stem and draw the leaf



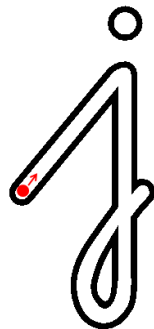
Up we go... around the girl's face, down her hair and give her a curl




Up we go... tall and down the head to the hooves then across his back... and off we go



Up we go...down the insect ... and off we go... dot for the head



Up we go... down his body, curl and dot for his head




Up we go... down the kangaroo's body, tail and leg... and off we go




Up we go... down the long leg... and off we go







Up we go... Maisie, mountain,
mountain... and off we go



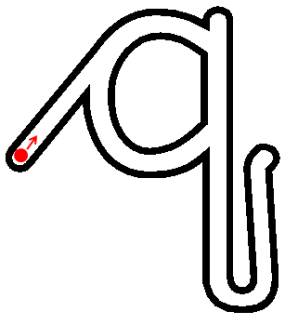
Up we go... down Nobby's net...
and off we go



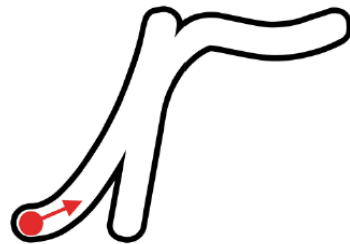
Up we go... around the
orange... and off we go




Up we go... down the pirate's
plait and around his face




Up we go...around her head, up
past her earring, down her hair
and flick



Up we go... down the robot's
back and curl over his arm...



Up we go... slither down the
snake... and off we go




Up we go... down the tower ...
and off we go... across the
tower






Up we go... down and under,
up to the top... and off we go



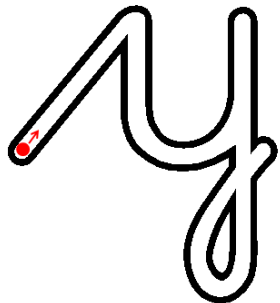
Up we go... down the wing, up
the wing... and off we go




Up we go... down, up, down,
up... and off we go



Up we go... down the arm and
leg, repeat the other side... and
off we go



Up we go...down a horn, up a
horn and under the head



Up we go... zig, zag, zig ... and
off we go



