



Reception distance learning – wb 20.4.2020

For more detailed information on activities, please see plans below the timetable!

Monday	PE	Read Write Inc	Writing	Playtime!	Reading	Maths	Lunchtime!	Handwriting/ Fine motor skills	Personal, Social and emotional development	Story time
Tuesday	PE	Read Write Inc	Writing		Reading	Maths		Handwriting/ Fine motor skills	Expressive arts and design (music)	Mindfulness
Wednesday	PE	Read Write Inc	Writing		Reading	Maths		Handwriting/ Fine motor skills	Understandi ng the world (Geography)	Communicati on and language
Thursday	PE	Read Write Inc	Writing		Reading	Maths		Handwriting/ Fine motor skills	Expressive arts and design (Art/DT)	
Friday	PE	Read Write Inc	Writing		Reading	Maths		Handwriting/ Fine motor skills	Mindfulness	Story time

Welcome to Summer term and our new topic - Animals!

This half term our topic is 'animals'. As some Easter holiday or weekend pre-learning, you could watch some animal documentaries to really hook children's interest into the topic, such as CBBC's 'Deadly 60' or BBC's Blue planet. Google have also recently launched a 3D animal viewer. If you search an animal name in google on a mobile device, some have the 'view in 3d' option. Animal include; Alligator, angler fish, brown bear, cat, cheetah, dog, duck, eagle, penguin., hedgehog, horse, lion, macaw, octopus, pug, giant panda, shark, Shetland pony, snake, turtle, wolf and tiger!

Hopefully you are all safe, happy and healthy and we will see you soon! Fingers crossed we are back to enjoy some of the highlights of the summer term at Binfield school, such as sports week and a teddy bears picnic with our buddies!

Read Write Inc.

Monday – Watch the video of Mrs Evans teaching the ‘ow’ sound. Write a list of the ‘ow’ words you can think of.

Tuesday - Join in with Mrs Bowles as she goes through the set 1.2 green words

Wednesday - Watch the video of Mrs Evans teaching the ‘ee’ sound. How many ‘ee’ words can you think of?

Thursday – Watch the video of Mrs Evans teaching the ‘ar’ sound. How many ‘ar’ words can you think of?

Friday – Recap the ‘ow’, ‘ee’ and ‘ar’ sounds you have learnt this week. Can you write a sentence that includes words with all 3 sounds in?

Reading

Age and level appropriate books can be found via the oxford owl website (<https://www.oxfordowl.co.uk/for-home/find-a-book/library-page/>), which is free to access, if you do not have appropriate physical books for children to read. Please choose one of these books to complete the activities this week.

Monday – Read your book for the first time, focusing on accurately blending the words.

Tuesday – Draw a picture of one of the characters in your book. Write some words to explain what you think they are like, eg nasty, happy, silly

Wednesday- Get an adult to play ‘jump in’ when reading the book to you. Make sure you use expression, just like when the adult reads their part. When you say the ‘jump in word’!

Thursday- Look through your book, how many times can you spot the ‘ow’ sound you learnt in RWI this week?

Friday – Speedy reading! Get an adult to point to the words in your book and try to keep up with their speed. There is a video on the class page to show you how to do this!

Writing

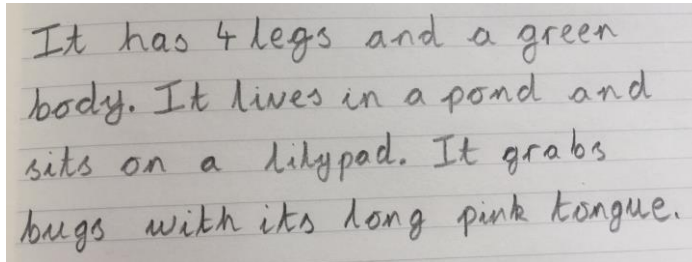
Monday- How many different animals can you think of? Use your Fred talk to try and spell each animal’s name. You could draw pictures of the animals too!

Tuesday- Complete the writing activity on purple mash!

Wednesday- Look through your reading book. Can you find the ‘ow’ sound that you learnt in RWI this week?

Thursday- Write some sentences to tell someone about why an animal is your favourite. Try and use the word ‘because’ in your writing.

Friday- Description challenge. Write about an animal without saying its name. Can someone else guess or draw your animal? Have a go at Mr Johnson's example below:



It has 4 legs and a green body. It lives in a pond and sits on a lily pad. It grabs bugs with its long pink tongue.

Spelling

Please practise spelling the following red words every day this week. You can write them out lots of times, in different colours, to help you remember.

all was some does small

Handwriting/fine motor skills

Monday – Colour in one of the animal pictures at the end of this document. Make sure you stay in the lines and use the correct pencil grip!

Tuesday – Ask an adult really nicely for some flour or shaving foam! Write the names of animals in there! Try not to make too much mess....

Wednesday – Watch the 'pencil olympics' video on the class page and have a go at the games!

Thursday - Colour in one of the animal pictures at the end of this document. Make sure you stay in the lines and use the correct pencil grip!

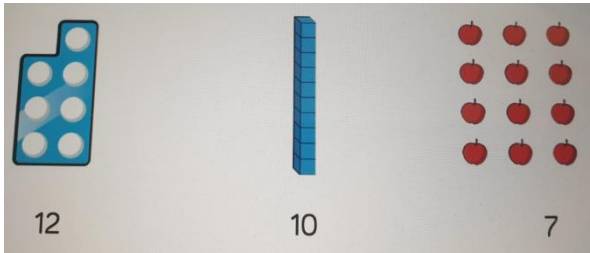

Friday – Copy the pattern below onto lined paper.



Maths

Children will need a bit of adult input this week as counting beyond 10 is a new concept that we have not yet taught the children. As before, it is important that children can link numbers to the correct number of objects and counting one at a time, as simply counting aloud by rote does not ensure a comprehensive understanding of what the number visually looks like. There will be a video explaining counting beyond 10 on the class page, but key language children must know is 'tens' and 'ones'. They need to be able to visualise, explain and recreate two digit numbers using tens and ones, as a solid understanding of this concept now will benefit greatly when working with larger numbers in coming years. Examples of how to do this are shown to the right. Good resources to do this with are 'Dienes blocks' (printable Dienes are at the end of this document) and bundles of lollysticks which children can make themselves.



Monday	Tuesday	Wednesday	Thursday	Friday
<p>Mathematical talk activity, work with an adult and discuss the following;</p> <p>Can you count up to twenty using objects or claps?</p> <p>What do you notice about the sounds of these numbers? 13,14,15,16, 17, 18</p> <p>Do you notice any patterns with the numbers?</p> <p>What do you notice about the ends of most of these numbers?</p>	<p>Go to https://www.topmarks.co.uk/learning-to-count/helicopter-rescue and play the helicopter rescue game, select numbers 1-20. Start by playing 'find the number' then play 'count on and backwards from'.</p>	<p>Can you match the representation to the correct numeral? Explain why you chose that answer</p>  <p>12 10 7</p> <p>Go to Showbie to complete your second task for today! We would love to see how many ways you can represent 20!</p>	<p>Which image is the odd one out? Why?</p> 	<p>Can you spot the mistake? Why is it wrong? Can you fix it?</p> <p>1.) 12, 13, 41, 15, 16</p> <p>2.) 18, 17, 16, 14, 13, 12</p>

PE

Joe Wicks is also doing a daily P.E. session for children from 9am every day this week! Here is the link for his YouTube channel so you can join in with him and other children across the country <https://www.youtube.com/user/thebodycoach1>

Try Mr Gooch's weekly challenge on the class page. Challenge someone in your house to beat your score!

Personal, Social and Emotional development



Monday – You may be feeling different emotions at the moment such as frustration, loneliness and sadness. That it absolutely normal, why dont we try and cheer ourselves and others up by creating some gratitude stones. You can leave them in places where people walk or even put them around your house for you family!

Expressive art and design

Tuesday (Music) – Can you make a shaker or maraca out of things that you find around your house? There are loads of options, including rice, beans or lentils to go inside a bottle, cardboard tube or egg box. Here are some examples that you could recreate or use for inspiariation. Play your instrument and sing along to the ‘Kum ba ya’ video of Mrs Evans on the class page.



Thursday (Art) – Use paints, pens, paper or objects around your house or garden to make a picture or model of an animal. Submit a picture via showbie so we can try and share a montage via twitter!

Communication and language

Speaking – Play a game of guess who with a partner, you could use the gameboard at the end of this document. Can you ask questions to find out which animal they have chosen? Make sure you ask your questions in full sentences!

Understanding the world

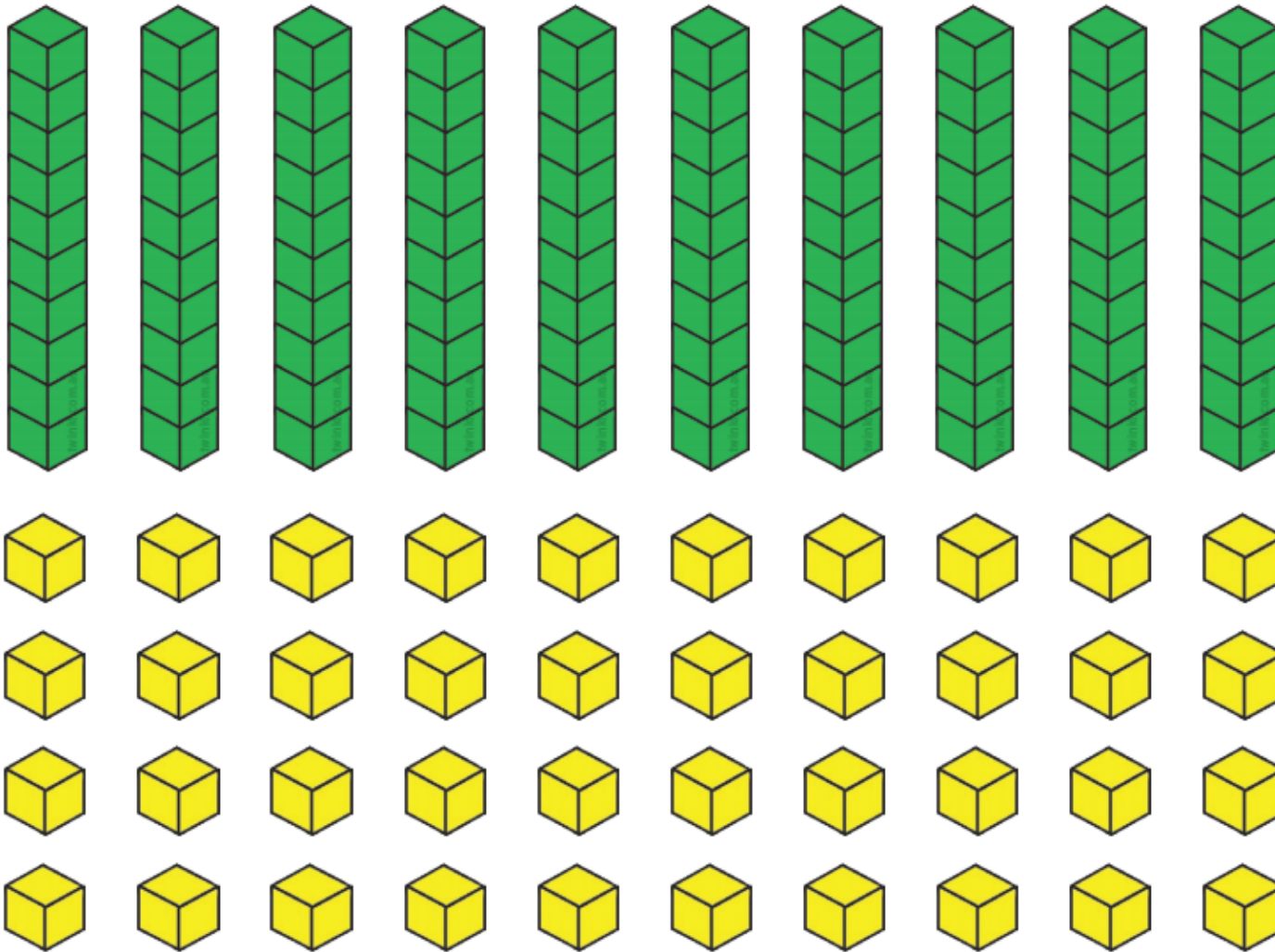
Tuesday (Science) – Watch some videos of different animal habitats around the world. Do animals live in more than one habitat? Why not? Would they like the different temperatures? Complete the habitat matching activity at the end of the document! Print, cut and stick if you are able to, otherwise you could talk about your choices and reasons with a partner.

Wednesday (Geography) – Make a list of animals that you can find in Binfield and animals that you cant. You could write it like the table below. If you don’t want to write the words, you could draw pictures instead.

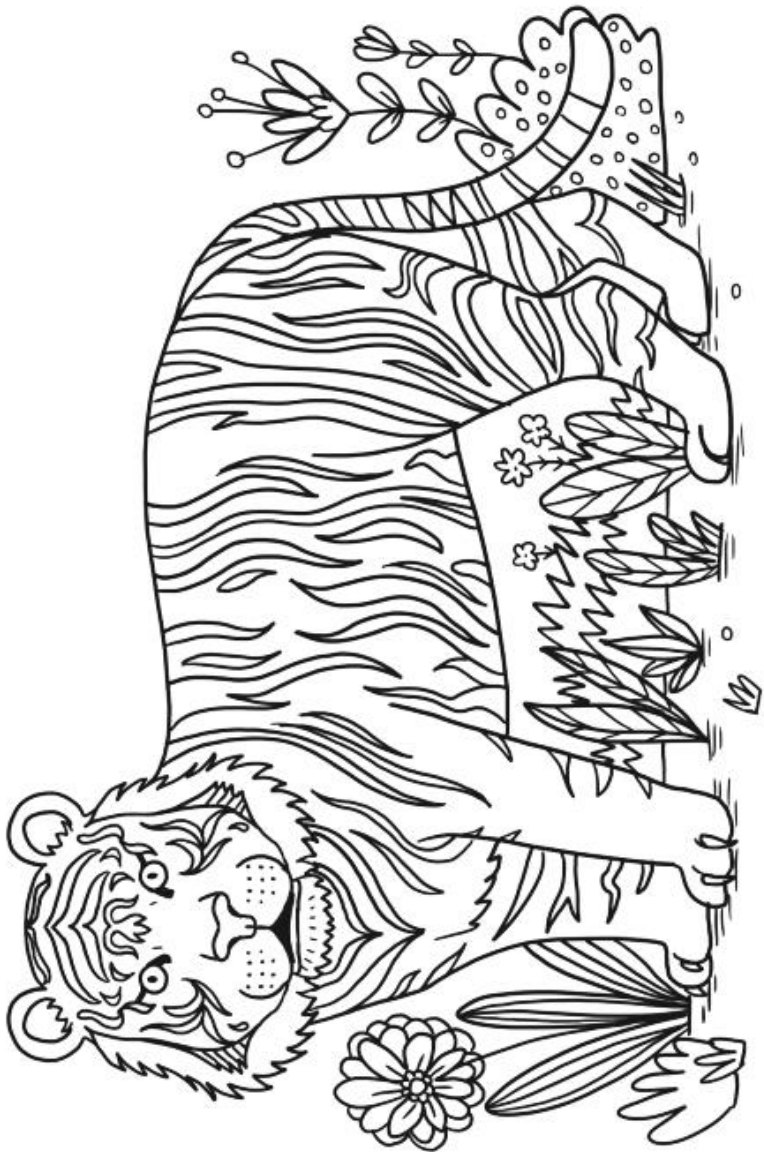
Can find in Binfield	Can’t find in Binfield
Fox	Tiger
Squirrel	Shark


Worksheets and resources

Maths



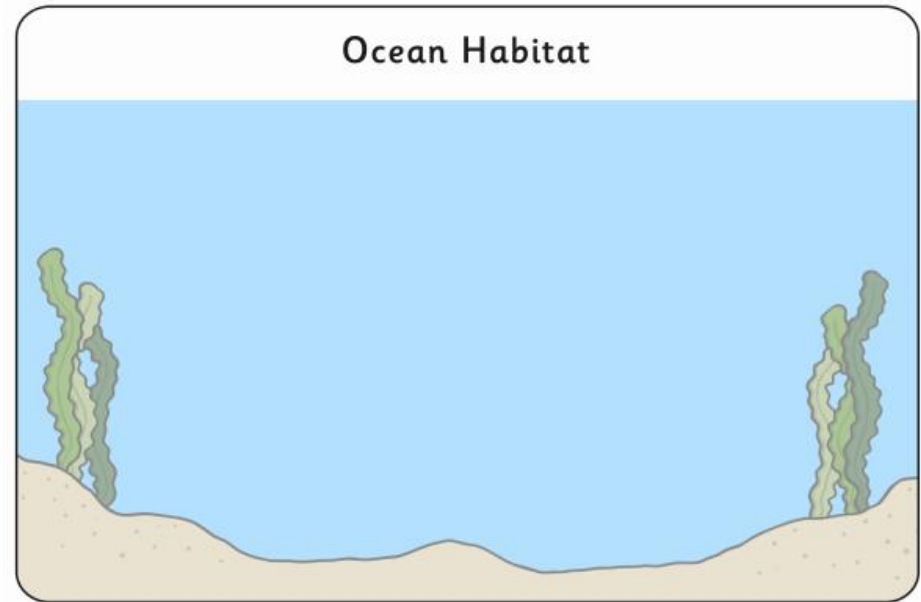

Handwriting/fine motor skills





Woodland and Ocean Habitats Animal Matching Activity

Carefully cut out the animals below and stick them onto the correct habitat on the second sheet.




Animal Kingdom *Guess Who?*



Horse



Snail



Locust



Red panda



Tree frog



Human being



Crab



Worm



Eagle



Macaque



Tarantula



Honey bee



Salamander



Discus fish



Butterfly



Slug



Millipede



Beetle



Lizard



Elephant



Octopus



Shark



Orb Spider



Swan



Dog



Scorpion



Finch



Killer whale



Rabbit



Crocodile



Orangutan



Dragonfly



Squirrel



Clams



Rhinoceros