



Reception distance learning – wb 23.3.2020

For more detailed information on activities, please see plans below the timetable!

Monday	Reading	Handwriting/fine motor skills activities	Writing	Playtime!	Maths	Mindfulness break!	Spelling	Lunchtime!	Personal, Social and emotional development	Story time	PE
Tuesday	Reading	Handwriting/fine motor skills activities	Writing		Maths		Spelling		Understanding the world (Science)	Expressive arts and design (music)	PE
Wednesday	Reading	Handwriting/fine motor skills activities	Writing		Maths		Spelling		Understanding the world (Geography)	Communication and language	PE
Thursday	Reading	Handwriting/fine motor skills activities	Writing		Maths		Spelling		Expressive arts and design (Art/DT)		PE
Friday	Reading	Handwriting/fine motor skills activities	Writing		Maths		Spelling		Computing/ technology	Story time	PE

Reading

Monday – Spend 10 minutes practicing reading the green word cards that were given out at parents evening. On your first cycle reading the wordcards, follow the 3 step process: First spot any special friends (2 letters making one sound – shown underlined in the bottom right corner) and say them out loud, then FRED talk the word out loud (say the sounds and blend them together), then say the word out loud. On your second cycle, FRED the words in your head for a short time before saying the words out loud. Then for your third cycle, read the words out loud as quickly as you can. **Please see video on Reception page of school website for example of these steps!**

Tuesday – Read your school reading book for the first time, focusing on blending the words so you read them accurately.

Wednesday – Get a parent to hide some green words around the room. When you find a word, go and read it to someone.

Thursday - Read your school reading book for the second time. Now you have read the book and every word once, can you keep up with the speed your parents point to each word. (Parents – a really good way to increase reading speed and fluency is for children to try and keep up with your speed. Point to each word as you read it and progress at a speed slightly faster than children are naturally comfortable with. They can practice once with you reading along and then once with you pointing but not reading).

Friday - Letter hunt. How many different 'e' can you find around your house?


Writing

Monday – Write some words or a sentence about the caterpillar in the picture. Make sure you include finger spaces and a full stop at the end of your sentence. Talk your sentence out loud to an adult before you write it down on paper.



By Didier Descouens - Own work, CC BY-SA 4.0, <https://commons.wikimedia.org/w/index.php?curid=10996793>

Tuesday – Write sentences about what has happened to the caterpillar in this picture.



By Pollinator, CC BY-SA 3.0, <https://commons.wikimedia.org/w/index.php?curid=110683>

Wednesday – Write some sentences about the patterns of this butterfly. Use these words in your sentences: same, stripes, sports.



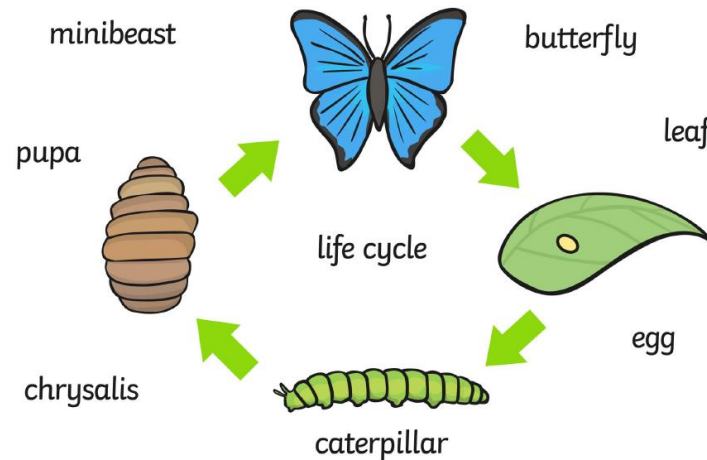
By Entomolo - Own work, CC BY-SA 4.0, <https://commons.wikimedia.org/w/index.php?curid=48664965>

Thursday – Mr Johnson has written some sentence. Has he done it right? Can you rewrite the sentence correctly?

Thebutterflyisredandwhite.Ithasgottwowings.

Friday – Write some sentences about the life cycle of a butterfly. Use the wordmat to help you.

Butterfly Life Cycle



Spellings

Please practise spelling the following red words every day this week. You can write them out lots of times, in different colours, to help you remember.

you

we

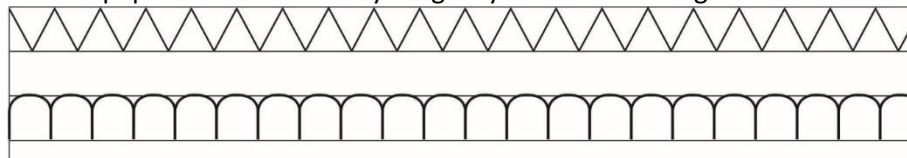
the

my

said

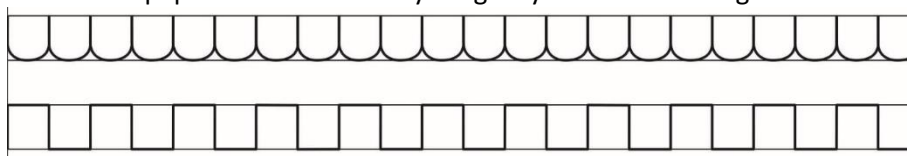
Handwriting/fine motor skills

Monday – copy the following patterns onto some lined paper. Make sure everything stays the correct height!



Tuesday – Building challenge! Can you build a model using some lego or other building toys using only your pencil grip fingers (thumb, index and middle)?

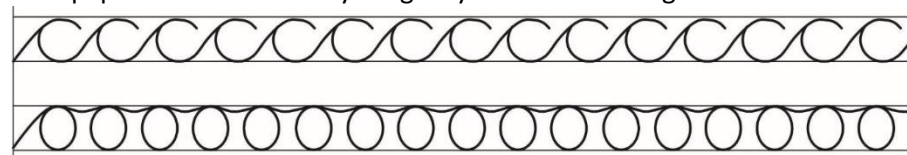
Wednesday – copy the following patterns onto some lined paper. Make sure everything stays the correct height!



Thursday - Teach someone (grown up or a sibling, you could even skype/facetime someone!) our handwriting warm up.



1 finger: points to ..., 2 fingers: walk around, 3 fingers: have a chat, 4 fingers: Comb your hair, 5 fingers: Candles on a cake.

Friday - copy the following patterns onto some lined paper. Make sure everything stays the correct height!



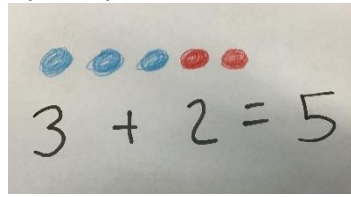
Maths

Solve one set of these calculations each day. Use objects to help you (count out each number, then push together and count them 'altogether').



Monday	Tuesday	Wednesday	Thursday	Friday
4 + 1 =	4 + 4 =	Log in and complete the challenge on purplemash for the calculation 5+3=	6 + 4 =	Can you think of your own calculation challenge?! Use numbers below 10!
2 + 2 =	2 + 5 =		2 + 8 =	
3 + 1 =	3 + 0 =		0 + 10 =	
5 + 2 =	5 + 2 =		5 + 5 =	
1 + 4 =	0 + 4 =		9 + 1 =	

As an extra challenge, can you draw pictures (like the example below) to prove your answer?



Parents – Our Maths teaching follows a concrete, then pictorial, then abstract progression structure. In non-teacher speak, that means we first teach children to count/investigate/calculate using objects, then through drawing pictures, then finally recording in a formal written manner (that would include mental maths). It is therefore far more important that children can demonstrate their understanding using objects to investigate and count when working out a calculation than to work it out mentally and record it in a correct written format. Please do not rush children to the written stage (especially with no drawings/objects) as it is far more important that they can explain their process and understanding verbally at this stage of their education.

PE

Please make sure you get lots of physical exercise even whilst you are at home. Write down your answers to each of these activities below. Can you beat your score each day?

- How many starjumps can you do in one minute?
- How many times can you catch a ball without dropping it?
- How long can you balance on one leg?

Try Mr Gooch's Weekly challenge – See the video on the website for this weeks challenge. What score can you get?

Joe Wicks is also doing a daily P.E. session for children from 9am every day this week!

Here is the link for his YouTube channel should you wish to participate. <https://www.youtube.com/user/thebodycoach1>

Personal, Social and Emotional development

Monday – Talk to an adult about your feelings about being at home for a little bit. How does it make you feel? How do you think your friends feel? Are you scared or worried about anything? Tell a grown up and they can explain why you don't need to worry. Read this booklet together and discuss its contents -

<http://www.millfields.hackney.sch.uk/uploads/2019/Corona%20Virus%20Info%20for%20Young%20Children.pdf.pdf>

Expressive art and design

Tuesday (Music) – Artist appreciation! Get an adult to play you music from one of their favourite artists. They could teach you some of the words and you could have a dance together! Talk about how the music makes you feel. Do you like it? Does it make you want to dance? Parents – please introduce the idea of pitch. Can children hear a lot of high pitch sounds in the music? Can they hear a lot of low pitch sounds in the music? Does the singer have a high or low pitched voice?

Thursday (Art) – Find a photo in your house and recreate your own version. You could use pencils, felt tips or paint.

Communication and language

Speaking - Play I-spy. Make sure you speak clearly! Give someone clues about what you have spotted. Remember you could facetime a friend/family member and play!

Understanding the world

Tuesday (Science) – We have learned a lot about life cycles, such as humans and butterflies. Can you investigate the lifestyle of another animal? Draw pictures of each stage. Challenge yourself by writing labels to name the animal at each stage and write sentences about the lifecycle.

Wednesday (Geography) – Compare your home environment and school environment. What is the same and what is different? You could either discuss your answers with an adult or write them down.

Mindfulness breaks

Make sure you take mindfulness breaks to relax! Try then doing your favourite one again on Friday.

doing one of the challenge cards below each day,

Close your eyes and ask a partner to pass you an object that you can hold in your hands.

Touch and turn the object, describing each aspect in detail to your partner and then swap places.




Lie on your back outside and close your eyes so you can use all of your senses except for sight.

Notice the feel of the air, the feel of the ground, the sounds that surround you and any smells that are present.



Lie with your back on the floor and place a soft toy on your tummy.

Breathe in and out slowly and deeply and try to concentrate on the way your toy rises and falls with your breathing.



Find something with a strong and pleasant scent e.g. lavender or orange peel and place it close to your nose.

Try to concentrate just on the smell for a whole minute.

