

# Music

In Music, we're going to create a piece of music using 2Sequence. Log onto Purple Mash via Binfield School's portal, which is at <https://www.purplemash.com/sch/binfield>

You'll need to add your login details and then select "2Dos" at the top left of the page. Once you do this, your screen will look like the picture below.

The screenshot shows the Purple Mash interface. At the top, there is a navigation bar with icons for Home, 2Dos, Work, Data, Sharing, Teachers, Admin, Help, and Alerts. Below this is a purple header with a search bar and buttons for 'Select All', 'Unselect All', and 'Close Selected'. The main content area displays four task cards:





- 2do: 2Beat**: Teach rhythm and pulse by building up various beats. (Assigned to everyone in classes: 6JS,6KM). Starts in 8 days. Buttons: Edit, Close, View Folder '6KM', View Folder '6JS'.
- 2do: Water Cycle**: There are 6 important processes that make up the water cycle. Can you describe them? (Assigned to everyone in classes: 6JS,6KM). Starts in 9 days. Buttons: Edit, Close, View Folder '6KM', View Folder '6JS'.
- 2do: Internet Safety**: Think about which behaviours are safe and which are unsafe. Sort them correctly. (Assigned to everyone in classes: 6JS,6KM). Starts in 11 days. To be done: at home. Buttons: Edit, Close, View Folder '6KM', View Folder '6JS'.
- 2do: Fun with fish**: Make the fish move around the screen. (Assigned to everyone in classes: 6JS,6KM). Buttons: Edit, Close, View Folder '6KM', View Folder '6JS'.

Callout boxes provide additional information:

- A box at the top right states: "2Dos" can be accessed by clicking this button. (A line points to the '2dos' button in the navigation bar).
- A box at the bottom right states: This is the Music task. It will appear on Tuesday. (A line points to the '2do: 2Beat' task card).










Please watch the video in the top right hand corner before starting- this will explain how to use the software.


8 quavers 120 bpm

	2	3	4	5	6	7	8	
								
								
								

Click here for the instruction video.

Acoustic guitar Bells and chimes Drums Electric Guitar Scales SFX Short Clips Violin My Sounds

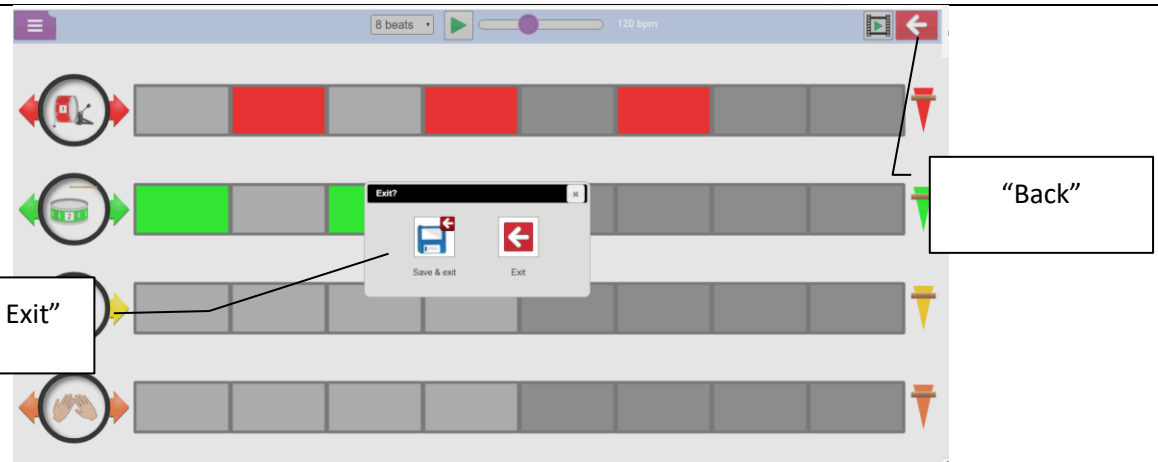
        



When you have finished, it is important that you save your work in the correct place. Do this by following these steps:

Click the red "Back" arrow on the top right of the page.

Then click "Save & Exit".



Select either "6JS" or "6KM" depending on your class.

Give your project the title:  
Your Name 2Sequence 12 5 20

Then press save.

