Art Activities

This week we will be continuing our collages.

If you have finished your art activity, you may complete the following activity:

Shading Circles

Experiment drawing different textures with different pencils. Look at the examples below and see if you can replicate them.



Hatching



Contour Hatching

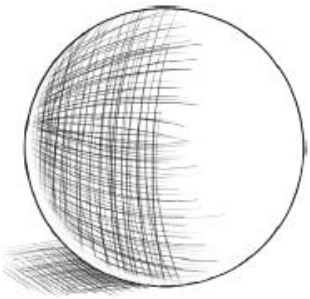

Crosshatching

Random Hatching



Stippling

Ink Wash

Shading Objects

Find an object in the room that will allow you to practise your shading skills. Using a sharp pencil, draw the object and shade it using the techniques in the Shading Circles Activity Sheet (hatching, contour hatching, crosshatching, random hatching, stippling and ink wash). Try to make your picture look as 3D as possible.

Drawing Texture

1. Practise drawing a texture with a pencil by copying these textured squares.



2. Find objects or materials within the room with an interesting texture. Feel them and describe them and then have a go at drawing a textured square.

Object	Description of texture	Texture in drawing