

1










# Christmas Number Box

Each Christmas picture represents a number.

The numbers in each row add up to the totals shown down the side.

The numbers in each column add up to the totals shown along the bottom.

Can you work out what number each picture represents?

|                                                                                     |                                                                                     |                                                                                      |    |
|-------------------------------------------------------------------------------------|-------------------------------------------------------------------------------------|--------------------------------------------------------------------------------------|----|
|   |   |   | 12 |
|  |  |  | 13 |
|  |  |  | 12 |
| 12                                                                                  | 10                                                                                  | 15                                                                                   |    |



=



=



=










# Christmas Number Box

Each Christmas picture represents a number.

The numbers in each row add up to the totals shown down the side.

The numbers in each column add up to the totals shown along the bottom.

Can you work out what number each picture represents?

|                                                                                     |                                                                                     |                                                                                      |    |
|-------------------------------------------------------------------------------------|-------------------------------------------------------------------------------------|--------------------------------------------------------------------------------------|----|
|   |   |   | 48 |
|  |  |  | 36 |
|  |  |  | 45 |
| 46                                                                                  | 40                                                                                  | 43                                                                                   |    |



=



=



=










# Christmas Number Box



Each Christmas picture represents a number.

The numbers in each row add up to the totals shown down the side.

The numbers in each column add up to the totals shown along the bottom.

Can you work out what number each picture represents?

|                                                                                     |                                                                                     |                                                                                      |     |
|-------------------------------------------------------------------------------------|-------------------------------------------------------------------------------------|--------------------------------------------------------------------------------------|-----|
|   |   |   | 81  |
|  |  |  | 127 |
|  |  |  | 96  |
| 119                                                                                 | 89                                                                                  | 96                                                                                   |     |












# Christmas Number Box

Each Christmas picture represents a number.

The numbers in each row add up to the totals shown down the side.

The numbers in each column add up to the totals shown along the bottom.

Can you work out what number each picture represents?

|                                                                                     |                                                                                     |                                                                                      |     |
|-------------------------------------------------------------------------------------|-------------------------------------------------------------------------------------|--------------------------------------------------------------------------------------|-----|
|   |   |   | 5.9 |
|  |  |  | 7.4 |
|  |  |  | 8.1 |
| 5.1                                                                                 | 8.9                                                                                 | 7.4                                                                                  |     |



=








=









=

## Answers

1)  = 4     = 3     = 5

2)  = 12     = 17     = 14

3)  = 37     = 22     = 45

4)  = 1.2     = 3.5     = 2.7