

Notes to remember:

- My letters sit on the line.
- My lower case letters are the same height as each other.
- My upper case letters touch the top of the line.
- I start the letter at the right point.
- I use finger spaces between each new letter or new word.

Now, copy the letters and words into your handwriting book.

i i i

I I I


Ii Ii Ii

identity

immediate

immediately

individual



Notes to remember:


- My letters sit on the line.
- My lower case letters are the same height as each other.
- My upper case letters touch the top of the line.
- I start the letter at the right point.
- I use finger spaces between each new letter or new word.

Now, copy the letters and words into your handwriting book.

j j j

J J J

Jj Jj Jj



Notes to remember:

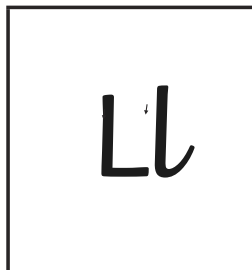
- My letters sit on the line.
- My lower case letters are the same height as each other.
- My upper case letters touch the top of the line.
- I start the letter at the right point.
- I use finger spaces between each new letter or new word.

Now, copy the letters and words into your handwriting book.

k k k

K K K

Kk Kk Kk



Notes to remember:

- My letters sit on the line.
- My lower case letters are the same height as each other.
- My upper case letters touch the top of the line.
- I start the letter at the right point.
- I use finger spaces between each new letter or new word.

Now, copy the letters and words into your handwriting book.

l l l

L L L

Ll Ll Ll

language

leisure

lightning