

Notes to remember:

- My letters sit on the line.
- My lower case letters are the same height as each other.
- My upper case letters touch the top of the line.
- I start the letter at the right point.
- I use finger spaces between each new letter or new word.

Now, copy the letters and words into your handwriting book.

e e e

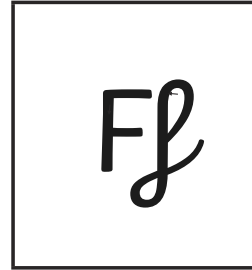
E E E

Ee Ee Ee

embarrass

environment

equipment



Notes to remember:

- My letters sit on the line.
- My lower case letters are the same height as each other.
- My upper case letters touch the top of the line.
- I start the letter at the right point.
- I use finger spaces between each new letter or new word.

Now, copy the letters and words into your handwriting book.

f f f

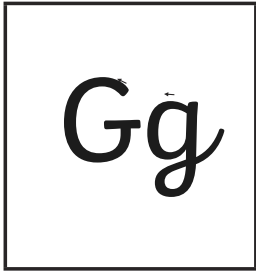
F F F

Ff Ff Ff

familiar

foreign

forty



Notes to remember:

- My letters sit on the line.
- My lower case letters are the same height as each other.
- My upper case letters touch the top of the line.
- I start the letter at the right point.
- I use finger spaces between each new letter or new word.

Now, copy the letters and words into your handwriting book.

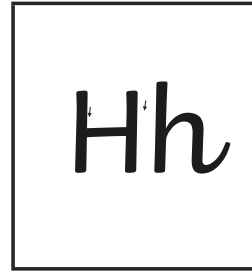
g g g

G G G

Gg Gg Gg

government

guarantee



Notes to remember:

- My letters sit on the line.
- My lower case letters are the same height as each other.
- My upper case letters touch the top of the line.
- I start the letter at the right point.
- I use finger spaces between each new letter or new word.

Now, copy the letters and words into your handwriting book.

h h h

H H H

Hh Hh Hh

harass

hindrance