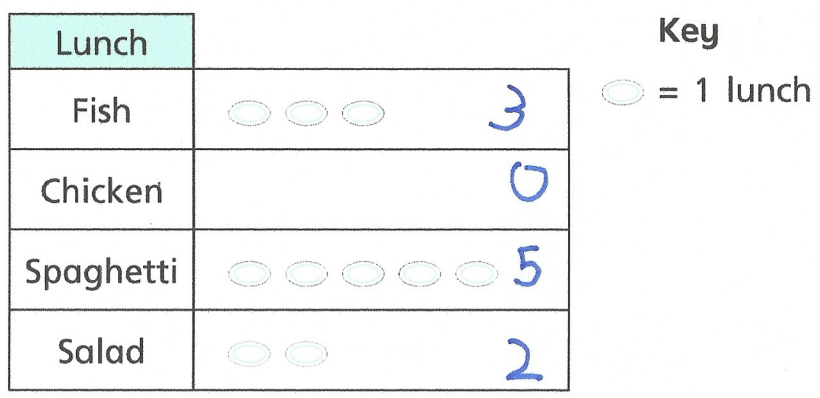


Interpret pictograms (1-1)

1 The pictogram shows what some teachers had for school lunch.



a) Which lunch did the most teachers have?
Tick your answer.

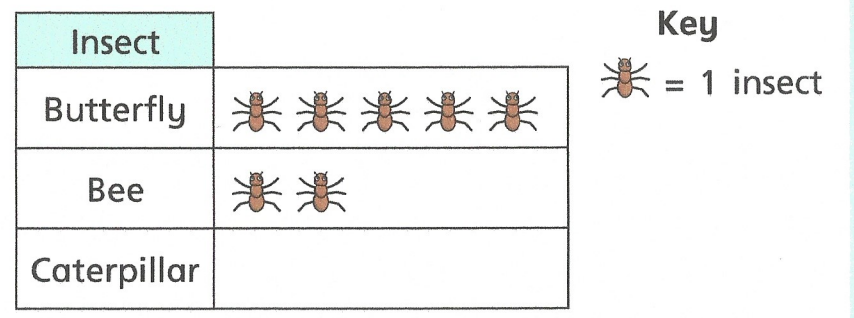
fish chicken spaghetti salad

b) Which lunch did the least teachers have?
Tick your answer.

fish chicken spaghetti salad

c) How many teachers had chicken?

2 The pictogram shows how many insects Class 2 saw on a bug hunt.



a) Complete the sentences.


Class 2 saw butterflies.

Class 2 saw bees.

Class 2 saw caterpillars.

Altogether Class 2 saw insects.

b)



Last summer I saw a bee hive. I do not think I could draw a pictogram to show all the bees.

Do you agree with Tommy?

Yes as there are lots of bees in a beehive!