

# Joining the Letter 'a'

Continue each line using diagonal joins.  
Take extra care when joining to an anticlockwise letter.

ay

ai

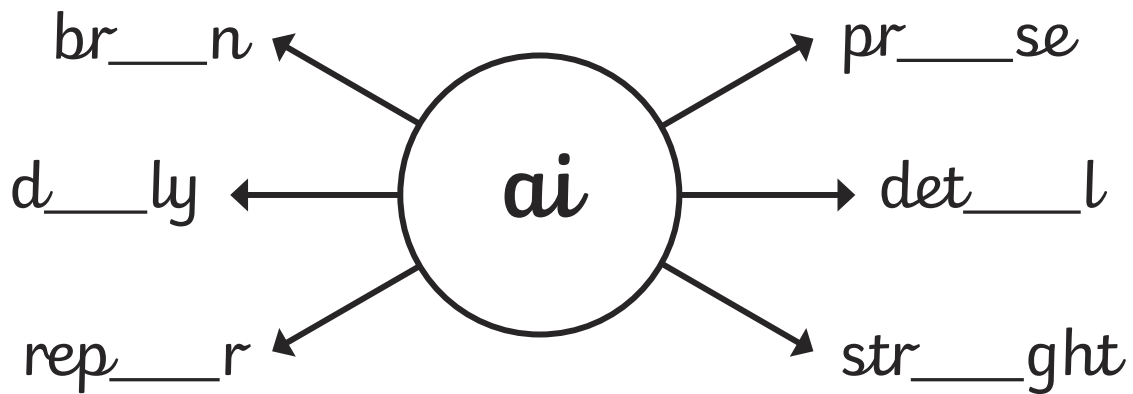
aa

Practise joining the letters in the prefixes 'anti' and 'auto'.

anti

auto

Add the letter pattern 'ai' into these words.



Do these root words need the prefix 'auto' or 'anti' adding to them? Write them in your neatest, joined style. What words have you created?

\_\_\_clockwise


\_\_\_pilot

\_\_\_freeze

\_\_\_social

\_\_\_graph

\_\_\_biography



# Joining the Letter 'b'

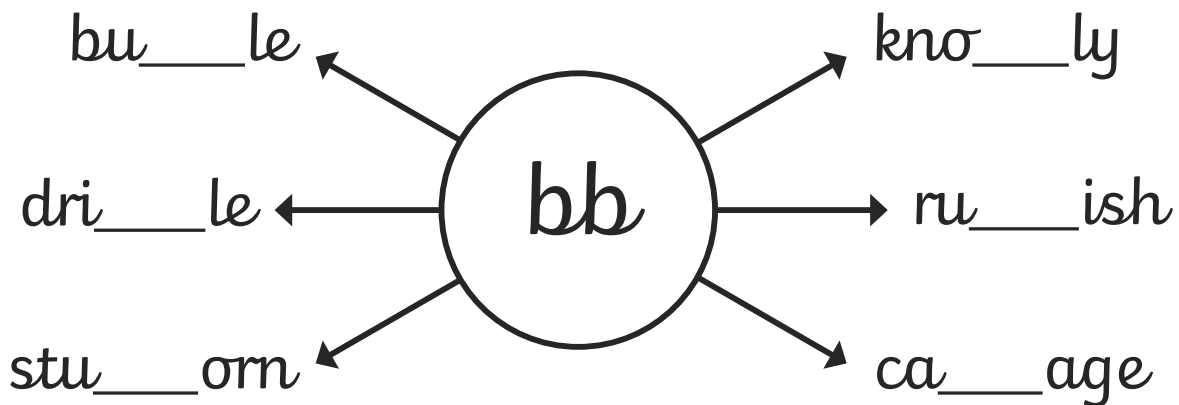
Continue each line using the trickier bottom join from the letter 'b'.

bi

bu

be

Add 'bb' into these words. Make sure that you go underneath the body of your 'b' before flicking diagonally to the next letter.



Add 'be' or 'bu' to the beginning of these words. Make sure that you join carefully from your 'b'. What words have you created?

\_\_yond


\_\_ilder

\_\_lldog

\_\_tween

\_\_siness

\_\_auty



# Joining the Letter 'c'

Continue each line using diagonal joins.  
Take extra care when joining to an anticlockwise letter.

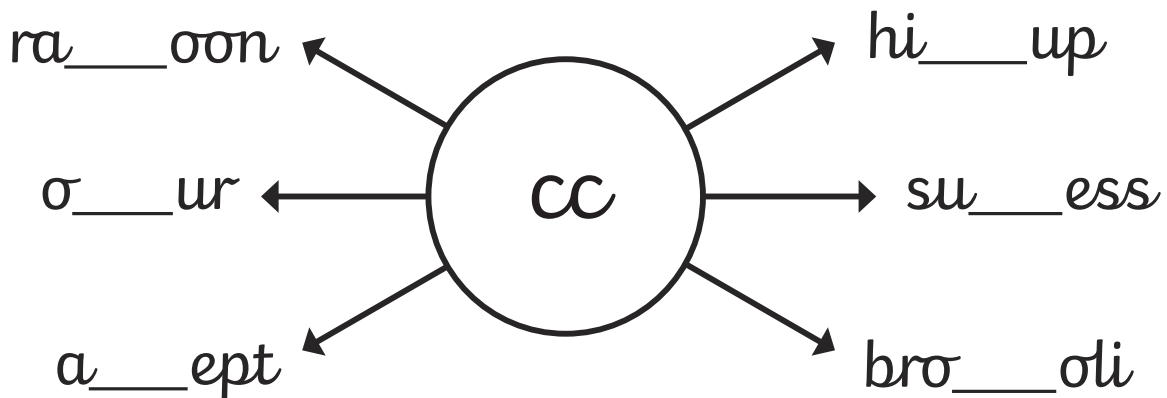
ch

cl

co

ca

Add the letter pattern 'cc' into these words. Make sure you join carefully using your anticlockwise hand movement.



Add 'co' or 'ca' to these words. Make sure that you use your diagonal letter joins to the anticlockwise letters. What words have you created?

vol\_\_no

se\_\_nd

co\_\_nut

es\_\_pe

web\_\_m

pop\_\_rn