

Joining the Letter 'd'

Continue each line using diagonal joins.
Take extra care when joining to an anticlockwise letter.

dd

do

da

Practise joining the letters in the prefixes 'dis-' and 'de-'.

dis

de

Use the interactive spinner to create words that have the prefix 'dis-' or 'de-'.
Write them here in your neatest, joined style:

Add either 'da' or 'do' to these words. What words have you created?

calen__r


a__rable

__ngerous

mid__y

__ubt

king__m



Joining the Letter 'e'

ee

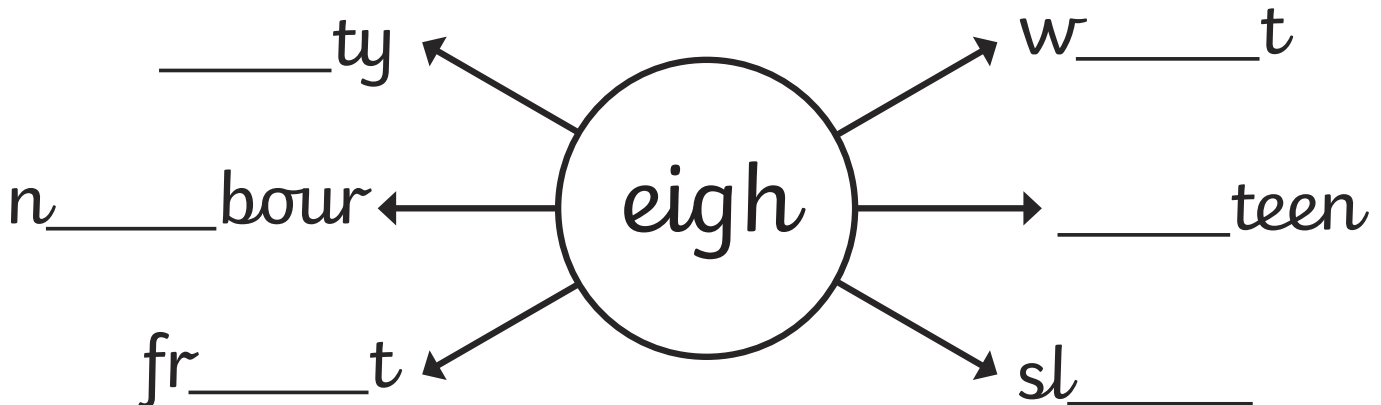
The letter patterns 'ei', 'ey' and 'eigh' can all make a long /a/ sound.
Continue each line using diagonal joins.

ei

ey

eigh

Add the letter pattern 'eigh' into these words. Join the letters carefully.



Add 'ei' or 'ey' to these words to create a long /a/ sound. Make sure that you use your diagonal letter joins. What words have you created?

gr__


r__ndeer

conw__

r__gn

surv__

b__ge



Joining to the Letter 'f'

Remember that 'f' is an unjoined letter so we never join from it, but we can join to it. Practise these diagonal joins to the letter 'f':

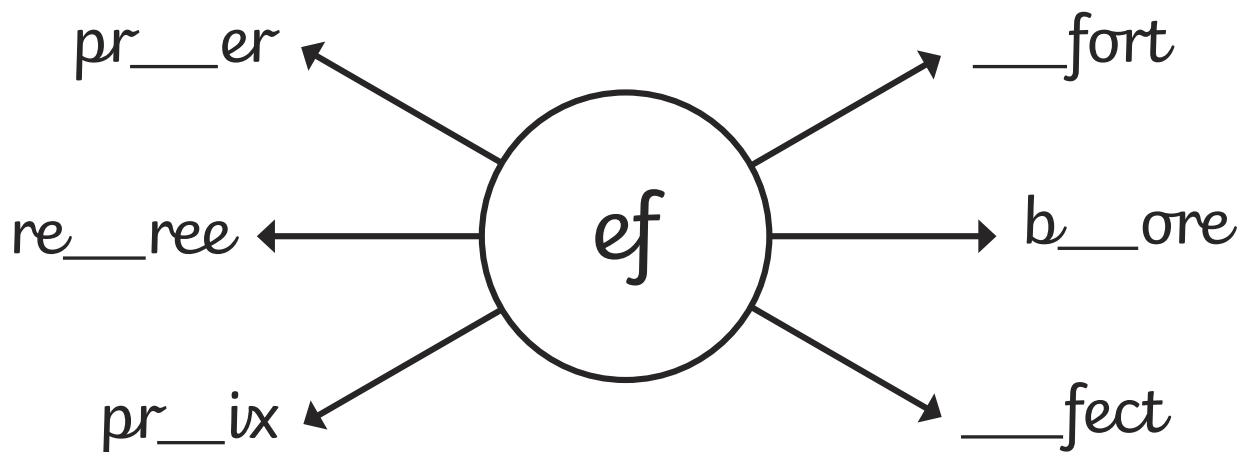
af

if

uf

ef

Add the 'ef' letter pattern to these words. Your 'e' can join on to your 'f', but remember that you don't join on from your 'f'.



Add either 'af' or 'if' to these words. Join carefully to your 'f' but don't join on from it. What words have you created?

d__ficult

tr__fic

un__orm

__fect

tr__le

le__let