

Joining the Letter 'g'

Remember that 'g' is an unjoined letter so we never join from it, but we can join to it. Practise these joins to the letter 'g':

ag

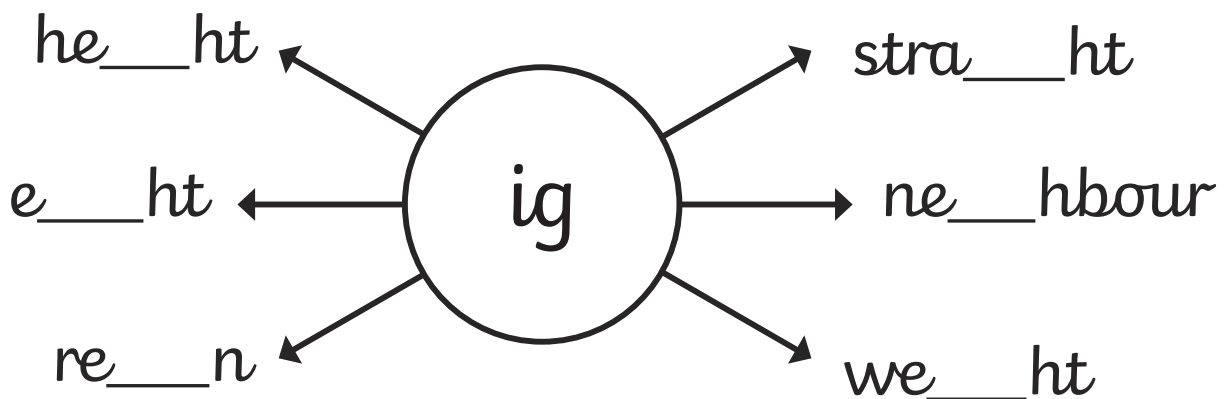
ig

ug

eg

ing

Add the 'ig' letter pattern to these words. Your 'i' can join on to your 'g', but remember that you don't join on from your 'g'.



Add either 'ag' or 'eg' to these words. Join carefully to your 'g' but don't join on from it. What words have you created?

binner


regular

disagree

average

illegal

octagon



Joining the Letter 'h'

Continue each line using diagonal joins to these anticlockwise letters.

hc

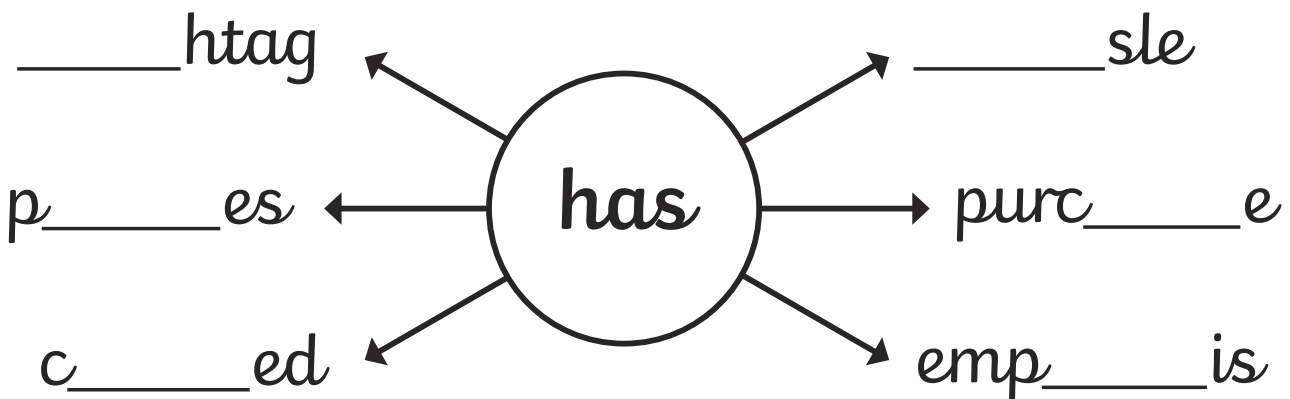
ha

ho

hs

Add 'has' to these words.

Make sure you join carefully to the anticlockwise letters.



Add 'ho' or 'ha' to these words. Make sure that you use your diagonal letter joins. What words have you created?

p__nics

____rbour

t__usand

key____le

s____dow

c____rger



Joining the Letter 'i'

Continue each line of diagonal joins.
Don't dot the 'i' until you have completed both letters.

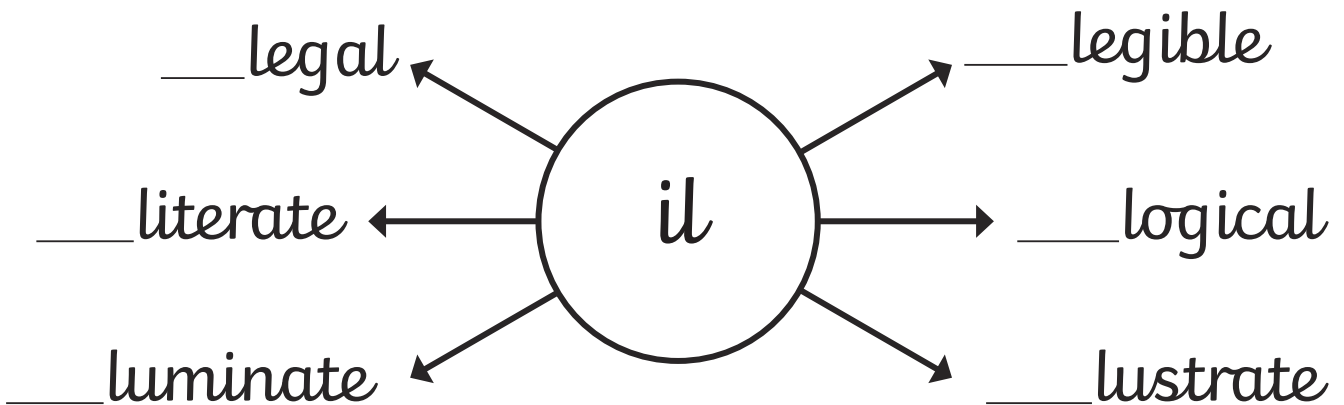
iu

iy

il

it

Add 'il' to the start of these words.
Make sure that you use your diagonal letter joins.



Add 'ilt' or 'ity' to the end of these words. Make sure that you use your diagonal letter joins. What words have you created?

qual_____

spo_____

rebu_____

abil_____

commun_____